

## THERMODYNAMIC STEAM TRAPS DT 40S

### DESCRIPTION

Thermodynamic DT40S disc steam traps are compact and lightweight-easy to install traps, excellent for high pressure systems, including steam tracing applications. These traps have only one moving part and offer a wide operating range, without adjustment. Connections are female screwed.

### MAIN FEATURES

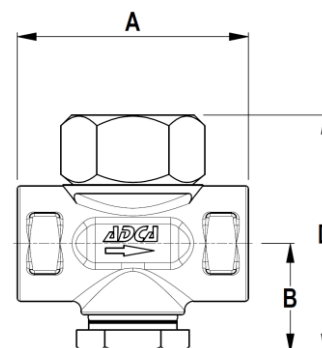
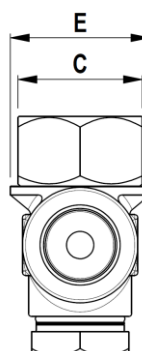
- Intermittent discharge.
- Operates on superheated steam.
- The disc can be easily replaced in field without removing the trap from the line.
- Unaffected by water-hammer and vibrations.
- Integral seat.

USE:	Saturated and superheated steam.
AVAILABLE MODELS:	DT 40S
SIZES:	DN3/8" to DN 1"
CONNECTIONS:	Female screwed ISO7/1 Rp (BS21).
INSTALLATION:	Horizontal installation recommended. Can be installed in any position.
APPLICATION LIMITS:	Min-working pressure – 0,25 bar. Max. working back pressure – 80%.

PMA – Max. allowable pressure	63 bar
TMA – Max. allowable temperature	400 °C
PMO – Max. operating pressure	40 bar
TMO – Max. operating temperature	350 °C

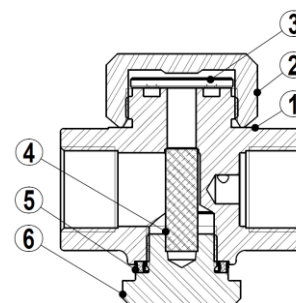


DIMENSIONS (mm)						
SIZE DN	A	B	C	D	E	WGT. Kgs
3/8"	70	35	40	73,5	39	0,58
1/2"	70	35	40	73,5	39	0,61
3/4"	75	35	40	77,5	46	0,9
1"	90	35	50	90	52,5	1,3



MATERIALS		
POS.Nr.	DESIGNATION	MATERIAL
1	Body	CA-40 / 1.4729
2	Cover	AISI 304 / 1.4301 AISI 303 / 1.4305
3	* Disc	AISI 420 / 1.4021
4	* Strainer screen	AISI 304 / 1.4301
5	* Gasket	St.St./Graphite
6	Strainer cap	AISI 304 / 1.4301

\*Available spare parts.



FLOW RATE CAPACITY IN Kgs/h														
MODEL	SIZE	DIFFERENTIAL PRESSURE (bar)												
		0,5	1	3	6	9	12	15	18	21	24	30	35	40
DT 40S	3/8"	80	85	115	150	190	210	250	300	310	350	420	490	510
DT 40S	1/2"	140	170	250	330	400	490	500	580	605	690	720	800	820
DT 40S	3/4"	190	225	345	480	590	700	750	810	900	990	1100	1300	1390
DT 40S	1"	290	350	500	700	830	995	1200	1290	1320	1500	1750	1800	1995